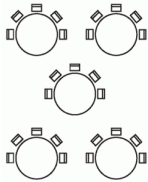


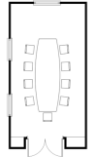
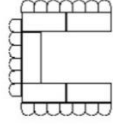
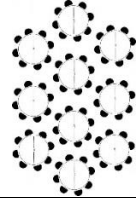


Oatlands Park

HOTEL

Capacity Chart

		 Cabaret	 Theatre	 Classroom	 Boardroom	 U-shape	 Banqueting	Standing with poseur tables	Standing with dance floor in one half, banqueting layout in other half
York Suite (1, 2 and 3)	Min numbers	100	100	100	80	80	100	100	100
	Maximum capacity	200	410	198	112	90	310	420	300
York Suite 1 and 2 (Ballroom)	Min numbers	80	80	80	60	60	80	80	80
	Maximum capacity	140	200	118	70	75	180	300	120
York 1, 2 OR 3	Min numbers	20	35	35	30	NA	35	35	NA
	Maximum capacity	32	70	42	30	30	60	70	NA
Drawing Room	Min numbers	20	30	30	25	20	30	30	NA
	Maximum capacity	32	66	40	30	26	66	80	NA
Garden Room	Min numbers	10	15	15	15	14	15	15	NA
	Maximum capacity	20	30	18	18	16	33	40	NA
Cedar & Surrey	Min numbers	NA	NA	NA	10	NA	NA	NA	NA
	Maximum capacity	NA	NA	NA	14	NA	NA	NA	NA
Howard	Min numbers	NA	NA	NA	NA	NA	NA	NA	NA
	Maximum capacity	NA	NA	NA	8	NA	NA	NA	NA
Parr	Min numbers	NA	NA	NA	NA	NA	NA	NA	NA
	Maximum capacity	NA	NA	NA	10	NA	NA	NA	NA
Lawn Terrace	Min numbers	60	80	NA	NA	NA	80	NA	150
	Maximum capacity	110	160	NA	NA	NA	120	180	150